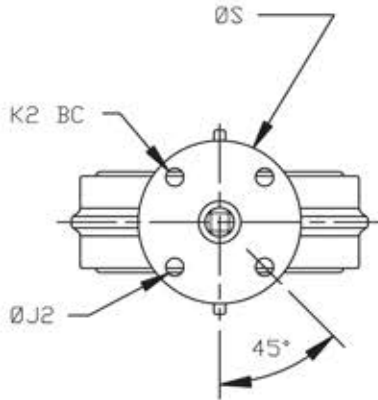
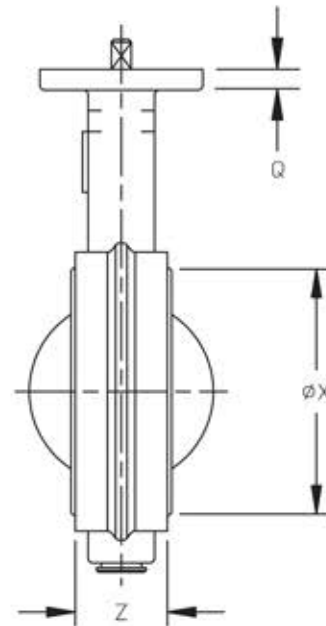
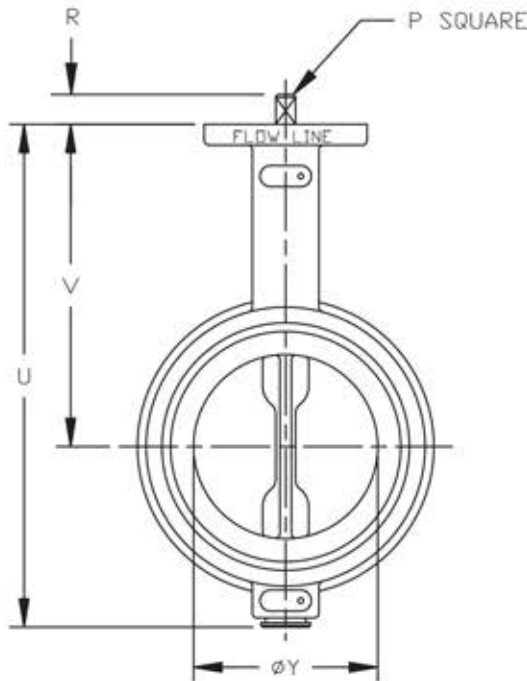


VALVE SIZE	Z	Y	X	V	U	S	R	Q	P	TOP PLATE DRILLING			WGT. (LBS.)
										K2	#HOLES	J2	
1"	1.3	1.18	1.97	2.99	4.88	2.09	.47	.39	.433	1.65	4	.25	3
1½"	1.5	1.85	2.76	3.54	5.98	2.09	.47	.39	.433	1.65	4	.25	4



4	STEM		
3	DISC		
2	SEAT		
1	BODY		
ITEM	DESCRIPTION	MATERIAL	REMARKS

ALL DIMENSIONS ARE INCHES



VALVE SIZE	FLANGE DRILLING	DIMENSIONAL DATA SHEET		PART NO.	
PRESSURE RATING		BUTTERFLY VALVE SERIES 70 SIZES 1" & 1½"		DRAWING NO.	
CUSTOMER/PROJECT				70-003	REV A
INQ./PO NO.				DATE	6/09
ORDER NO.					
CERTIFIED BY	DATE				

Flow Line Valve and Controls, Inc.