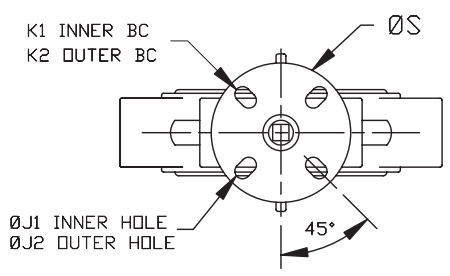
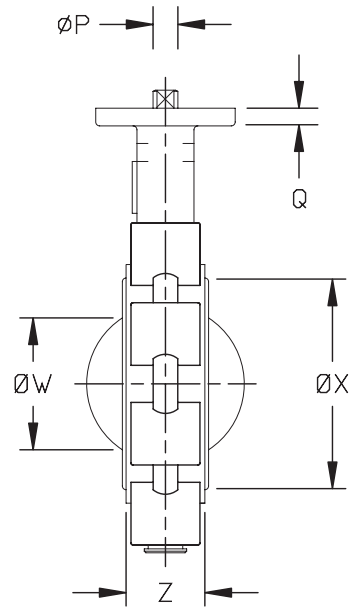
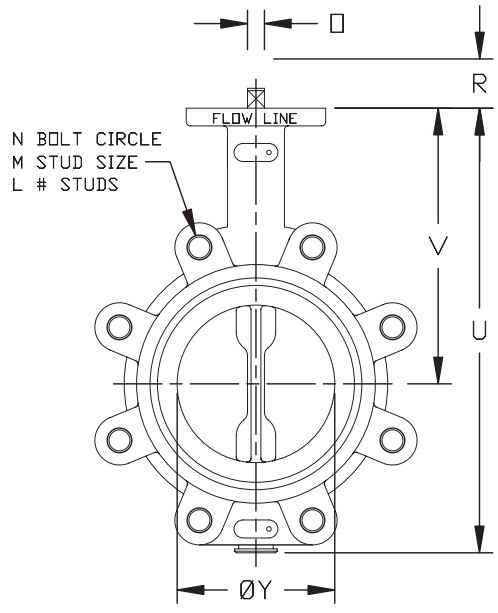


| VALVE SIZE | Z    | Y     | X     | W     | V     | U     | S    | R     | Q   | P    | LUG DRILLING |        |    |      | TOP PLATE DRILLING |        |     |     | WGT. (LBS.) |
|------------|------|-------|-------|-------|-------|-------|------|-------|-----|------|--------------|--------|----|------|--------------------|--------|-----|-----|-------------|
|            |      |       |       |       |       |       |      |       |     |      | N            | M      | L  | K1   | K2                 | #holes | J1  | J2  |             |
| 2          | 1.66 | 2.01  | 3.00  | 1.24  | 5.62  | 8.44  | 4.00 | .827  | .44 | .551 | 4.75         | 5/8-11 | 4  | 2.76 | 3.25               | 4      | .39 | .41 | 8           |
| 2½         | 1.76 | 2.47  | 3.50  | 1.82  | 6.12  | 9.19  | 4.00 | .827  | .44 | .551 | 5.50         | 5/8-11 | 4  | 2.76 | 3.25               | 4      | .39 | .41 | 10          |
| 3          | 1.78 | 3.04  | 4.09  | 2.54  | 6.38  | 9.69  | 4.00 | .827  | .44 | .551 | 6.00         | 5/8-11 | 4  | 2.76 | 3.25               | 4      | .39 | .41 | 11          |
| 4          | 2.05 | 4.00  | 5.31  | 3.54  | 7.12  | 11.00 | 4.00 | .827  | .44 | .551 | 7.50         | 5/8-11 | 8  | 2.76 | 3.25               | 4      | .39 | .41 | 17          |
| 5          | 2.14 | 4.80  | 6.26  | 4.36  | 7.75  | 12.12 | 4.00 | 1.063 | .44 | .670 | 8.50         | 3/4-10 | 8  | 2.76 | 3.25               | 4      | .39 | .41 | 23          |
| 6          | 2.19 | 6.07  | 7.42  | 5.72  | 8.25  | 13.25 | 4.00 | 1.063 | .44 | .670 | 9.50         | 3/4-10 | 8  | 2.76 | 3.25               | 4      | .39 | .41 | 29          |
| 8          | 2.39 | 7.91  | 9.38  | 7.60  | 9.44  | 15.56 | 6.00 | 1.063 | .56 | .866 | 11.75        | 3/4-10 | 8  | 4.02 | 5.00               | 4      | .59 | .53 | 44          |
| 10         | 2.58 | 9.80  | 11.51 | 9.51  | 11.28 | 18.69 | 6.00 | 1.063 | .56 | .866 | 14.25        | 7/8-9  | 12 | 4.02 | 5.00               | 4      | .59 | .53 | 66          |
| 12         | 3.03 | 11.81 | 13.55 | 11.48 | 12.19 | 21.69 | 6.00 | 1.063 | .56 | .866 | 17.00        | 7/8-9  | 12 | 4.02 | 5.00               | 4      | .59 | .53 | 99          |



NOTE: W IS DISC CHORDAL DIMENSION AT VALVE FACE  
ALL DIMENSIONS ARE INCHES

| 4    | STEM        |          |         |
|------|-------------|----------|---------|
| 3    | DISC        |          |         |
| 2    | SEAT        |          |         |
| 1    | BODY        |          |         |
| ITEM | DESCRIPTION | MATERIAL | REMARKS |



| VALVE SIZE       | FLANGE DRILLING | DIMENSIONAL DATA SHEET  |  | PART NO.    |     |
|------------------|-----------------|---|--|-------------|-----|
|                  |                 | <b>BUTTERFLY VALVE</b><br><b>SERIES 73</b><br><b>SIZES 2" - 12"</b> |  | DRAWING NO. | REV |
| PRESSURE RATING  |                 |   |  | 73-001      | B   |
| CUSTOMER/PROJECT |                 |   |  | DATE        |     |
| INQ./PO NO.      |                 |   |  | 6/09        |     |
| ORDER NO.        |                 |   |  |             |     |
| CERTIFIED BY     | DATE            |   |  |             |     |